

10th Grade Spring Counselor Session

Spring 2025

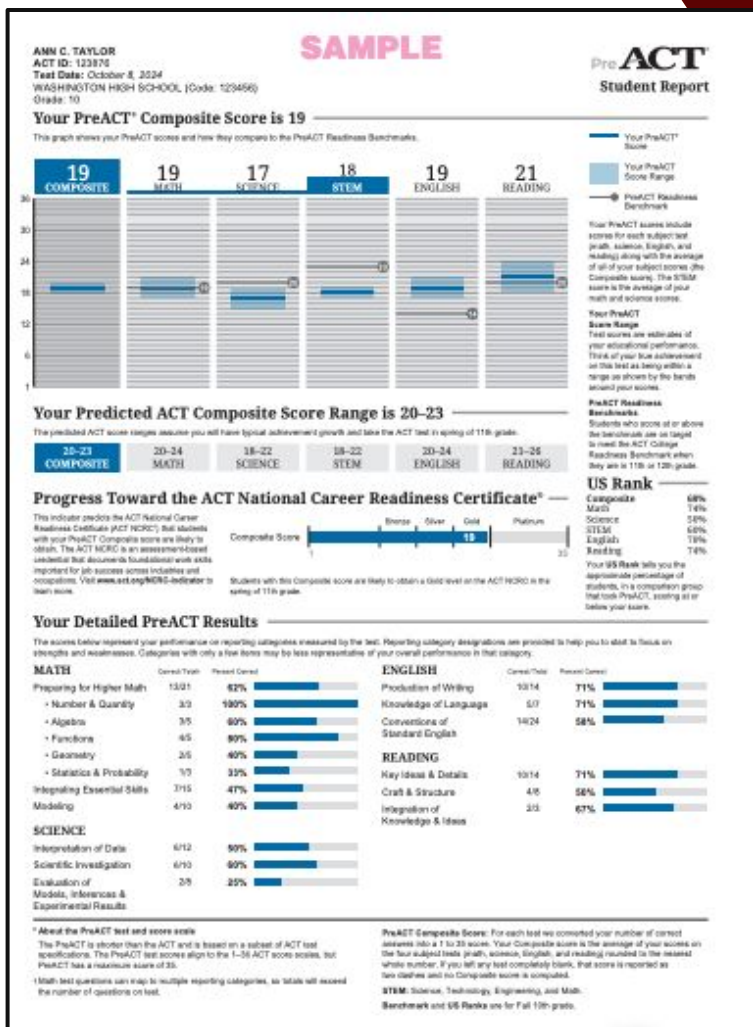
PreACT Results

- Score range is 1-35 (different than ACT)
- PreACT takes the number of questions you got right on each test and translates it into a number between 1 and 35 (called a “scale score”).
- Composite is the average of all scores
- Predicted ACT score range is 1-36

Page 1:

Score Summary Page

- Composite Score
- Subject Test Scores
- College Readiness Info
- Predicted ACT Score
- Detailed Subject Test Info



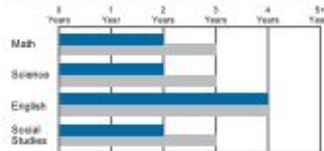
Page 2:

Non-cognitive Information

- This section will be blank since this is not included in the online version of the test

Your High School Course Plans Compared to Core

A college-preparatory core curriculum refers to students taking 4 years of English and 3 years each of math, social studies, and science.



You Core

Your course-taking plans fall short of a college-preparatory core curriculum in 3 subjects. Your chances for college success can be enhanced by completing additional courses in math, social studies, and science. You may want to talk to your counselor or teacher(s) to make sure you are getting the courses you need.

Your Education and Career Journey

The Career Map shows 26 Career Areas (groups of similar occupations) according to their basic work tasks: working with People, Things, Data, and Ideas. The Career Map is divided into 12 regions. Each region has its own unique mix of work tasks. For example, Career Area P (Physical Science & Technologies) mostly involves working with Ideas and Things. What do you think Career Area C involves?

Your Interests

Your interest inventory results are shown on the Career Map. The shaded regions show the kinds of work tasks you prefer and the Career Areas you may like. Visit www.act.org/collegeplanning to find out more about occupations in these Career Areas.

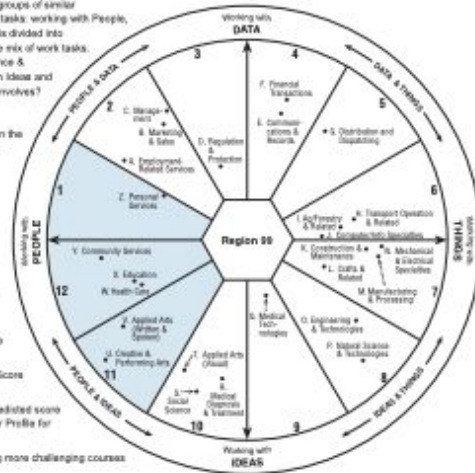
On Track?

Your Predicted ACT Composite Score range: 20-23

Profile for Success: You told us you prefer Career Area C: Management. Successful college students in majors related to this Career Area often have an ACT Composite Score in the range of 21-25.

Compare your Predicted ACT Composite Score range to your Profile for Success.

- You're on track for success if your predicted score range overlaps with, or is above, your Profile for Success score range.
- Improving your study skills and taking more challenging courses may help you improve your scores.



Next Steps

ACT

Practice! ACT offers a variety of resources to help students continue to prepare for the ACT test. Visit www.act.org/testprep to find solutions to fit your needs.

Sign up now! Register for the ACT at www.act.org.

For more information regarding using your PreACT Results please scan this code or visit <https://success.act.org/article/Using-Your-PreACT-Results>



Pages 3-4:

Item Response Analysis

- Correct answer vs. your answer for each question.
- Here is a link to the [test booklet](#) so you can review the incorrect answers
- Ideas for progress in each subtest

ENGLISH			SAMPLE		
Correctly Answered: 25 of 45 Omitted: 0 of 45 Incorrectly Answered: 16 of 45					
Question	Correct Answer	Selected Response	Question	Correct Answer	Selected Response
1	A		20	G	F
2	F		21	C	
3	B	A	22	J	
4	G		23	C	D
5	D		24	H	
6	G	H	25	A	B
7	A		26	F	
8	F		27	D	
9	D		28	G	
10	H		29	D	
11	A	B	30	F	O
12	J		31	A	C
13	C	A	32	J	
14	G		33	S	
15	B	C	34	G	J
16	F		35	A	
17	D	C	36	H	
18	H		37	B	D
19	C		38	G	J
20	H		39	C	
21	A				
22	J	F			
23	B				
24	G				
25	C	B			

READING					
Correctly Answered: 18 of 25 Omitted: 0 of 25 Incorrectly Answered: 9 of 25					
Question	Correct Answer	Selected Response	Question	Correct Answer	Selected Response
1	A		18	J	
2	F		19	D	C
3	B	A	20	H	
4	G		21	C	
5	D		22	F	H
6	H		23	A	
7	A	C	24	J	
8	F		25	B	C
9	D		26	G	J
10	H	G	27	A	
11	B				
12	J				
13	C	B			
14	G				
15	B	A			

WRITING					
Correctly Answered: 10 of 15 Omitted: 0 of 15 Incorrectly Answered: 5 of 15					
Question	Correct Answer	Selected Response	Question	Correct Answer	Selected Response
1	A		11	C	
2	F		12	J	
3	B	A	13	H	
4	G		14	C	
5	D		15	F	H
6	H		16	A	
7	A	C	17	J	
8	F		18	B	C
9	D		19	G	J
10	H	G	20	A	
11	B				
12	J				
13	C	B			
14	G				
15	B	A			

LANGUAGE					
Correctly Answered: 10 of 15 Omitted: 0 of 15 Incorrectly Answered: 5 of 15					
Question	Correct Answer	Selected Response	Question	Correct Answer	Selected Response
1	A		11	C	
2	F		12	J	
3	B	A	13	H	
4	G		14	C	
5	D		15	F	H
6	H		16	A	
7	A	C	17	J	
8	F		18	B	C
9	D		19	G	J
10	H	G	20	A	
11	B				
12	J				
13	C	B			
14	G				
15	B	A			

CORRECTING ERRORS ON YOUR REPORT

If you think there is an error in information or want to change information (e.g., address change, name change/question), please contact your guidance counselor at school. Any changes must be requested by testing staff.

If an error is found to have been made, a corrected score report will be made available to your testing staff in Online Reporting.

RETENTION POLICY

We keep registration records for 5 years, answer documents for at least 1 year and test scores indefinitely.

ANN C. TAYLOR (ID#: 123876)

Test Date: October 8, 2023

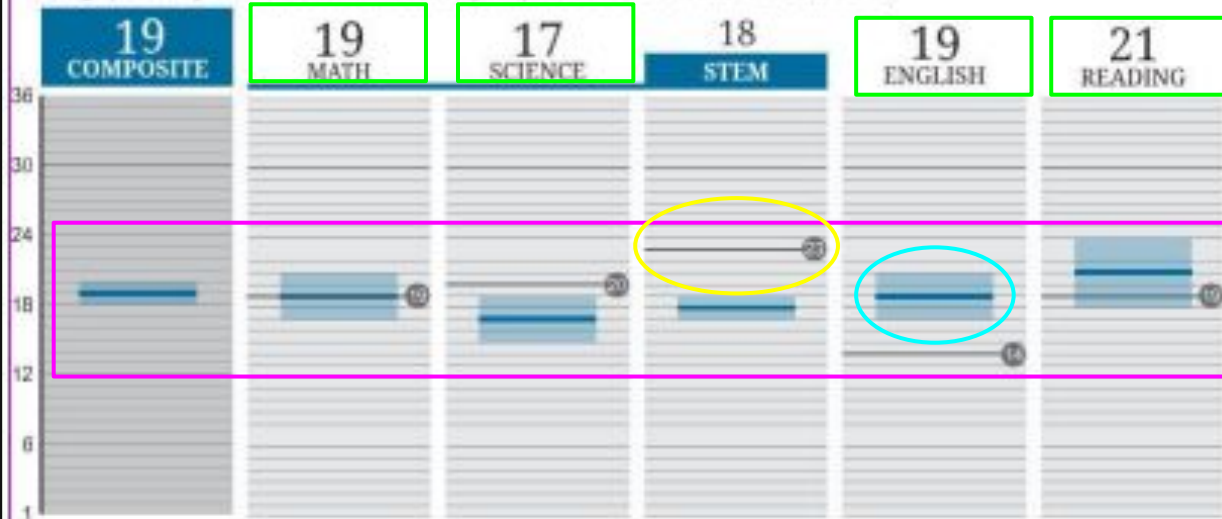
WASHINGTON HIGH SCHOOL (Code: 123456)

Grade: 10

PreACT® Student Report

Your PreACT® Composite Score is 19

This graph shows your PreACT scores and how they compare to the PreACT Readiness Benchmarks.



— Your PreACT Score
— Your PreACT Score Range
● PreACT Readiness Benchmark

Your PreACT scores include scores for each subject test (math, science, English, and reading) along with the average of all of your subject scores (the Composite score). The STEM score is the average of your math and science scores.

Your PreACT Score Range

Test scores are estimates of your educational performance. Think of your true achievement on this test as being within a range as shown by the bands around your scores.

PreACT Readiness Benchmarks

Students who score at or above the benchmark are on target to meet the ACT College Readiness Benchmark when they are in 11th or 12th grade.

College Readiness Benchmarks:

- 50% chance of earning a B
- 75% chance of earning a C

in a first year credit earning college course in that area

Predicted ACT score



- Assumes typical growth achievement
- Assumes the ACT is taken in spring of 11th grade
- Does NOT include any intentional prep work you do prior to taking the ACT next spring

Detailed Score Breakdown

Your Detailed PreACT Results

The scores below represent your performance on reporting categories measured by the test. Reporting category designations are provided to help you start to focus on strengths and weaknesses. Categories with only a few items may be less representative of your overall performance in that category.

MATH

	Correct/Total	Percent Correct	
Preparing for Higher Math	13/21	62%	
• Number & Quantity	3/3	100%	
• Algebra	3/5	60%	
• Functions	4/5	80%	
• Geometry	2/5	40%	
• Statistics & Probability	1/3	33%	
Integrating Essential Skills	7/15	47%	
Modeling	4/10	40%	

SCIENCE

Interpretation of Data	6/12	50%	
Scientific Investigation	6/10	60%	
Evaluation of Models, Inferences & Experimental Results	2/8	25%	

ENGLISH

	Correct/Total	Percent Correct	
Production of Writing	10/14	71%	
Knowledge of Language	5/7	71%	
Conventions of Standard English	14/24	58%	

READING

Key Ideas & Details	10/14	71%	
Craft & Structure	4/8	50%	
Integration of Knowledge & Ideas	2/3	67%	

Understanding Complex Texts

This indicator tells if you are understanding the central meaning of complex texts at a level that is needed to succeed in college courses with higher reading demand.



Use this information to guide your prep work for the ACT!

Item Response Analysis

Your Item Response Analysis

Ask for your test booklet so you can review the questions and your answers. A small number of questions were included on the test for developmental purposes. These questions marked as "N/A" in the tables did not count toward your score. Ideas for Progress are based on your scores. The improvement suggestions provided are a sample of the Ideas for Progress for your subject scale score. Your particular profile of strengths and weaknesses will influence which suggestions are most relevant for you. More information can be found at www.act.org/standards/ideasforprogress.

MATH

Correctly Answered: 20 of 32

Omitted: 1 of 32

Incorrectly Answered: 11 of 32

Question	Correct Answer	Incorrect Response
1	A	
2	F	
3	B	E
4	G	H
5	D	
6	H	
7	A	
8	N/A	N/A
9	D	E
10	H	
11	B	
12	J	
13	C	B
14	G	
15	E	C
16	K	
17	D	
18	H	G
19	C	
20	K	F

Question	Correct Answer	Incorrect Response
21	A	
22	J	
23	B	A
24	G	
25	E	D
26	F	
27	N/A	N/A
28	J	F
29	C	
30	H	
31	N/A	N/A
32	F	
33	D	-
34	G	H
35	E	

Ideas for Progress

Number & Quantity

- recognize, identify, and apply basic properties of real numbers (e.g., commutative, associative, identities)

Algebra

- evaluate algebraic expressions and solve simple equations, using integers for Algebra

Functions

- use function notation to create equations that model real-world and mathematical problems

Geometry

- find area and perimeter of triangles and rectangles by substituting given values into standard geometric formulas

Statistics & Probability

- gather, organize, display, and analyze data in a variety of ways for use in problem solving

Use [PreACT Test Book](#) link to review incorrect answers

ACT Test Prep Options

FREE RESOURCES

- MCIS Practice Tests
 - Access through Clever
- Practice Online ACT
 - TestNav on Chromebooks
- ACT Website
 - [Free ACT Prep](#)
 - NEW [ACT QuizMe](#) Tool
- Learning Express Library
 - [Hennepin County Library System](#)

RESOURCES FOR COST

- On [ACT website](#):
 - Official ACT Prep Guide
 - Official ACT Subject Guides
 - Official ACT Self-paced Online Course by Kaplan
 - Official ACT Live Online Class by Kaplan
 - Official ACT Tutoring by Kaplan
- MWHS ACT Prep Academy
- Local Prep Agencies:
 - [Sylvan](#)
 - [Huntington](#)
 - [Kaplan](#)

What's Next?

- Use results to develop a plan for future tests
- Use act.org to learn more about college planning and ACT prep
- Finish the year strong; set a good trend with grades, activities etc.
- Make sure your course selections for 11th grade match your areas of interest for the future
- Continue to utilize tools like MCIS to explore interests, careers and post secondary options

11th Grade Semester 1

- Utilize Pre-ACT data to help you prep for ACT
- Attend National College Fair in October
- Use fall break (MEA) to plan a campus tour
- Meet with Admissions Reps during WIN when they visit MWHS
- Attend an open house at local technical colleges (HTC, Dunwoody, North Hennepin)

11th Grade Semester 2

- Choose classes for 12th grade that meet admissions requirements and match areas of study
- Take ACT in Spring - March 2026
- Tour campuses
- Develop connections with core teachers who may need to write you a letter of recommendation
- Develop a plan to balance school responsibilities with obligations and activities outside of school

Incorporating strengths/preferences into future plans

- Fall: You completed the **Career Cluster Inventory** to help identify interests and how they connect to careers
- Today: You will complete the **Occupation Sort** to review your work preferences and how they connect to future careers.

Occupation Sort

- Gives students an opportunity to research HOW they want to work and the type career that might support that
- Allows you to learn more about careers that might be a good fit based on your preferences

MCIS: Occupation Sort

- Access through Clever
- Click on MCIS (MN Icon)



MCIS: Occupation Sort

1. Choose SELF SURVEYS (top green banner)
2. Choose OCCUPATION SORT (lower left)

Minnesota Career Information System

English • Tina •

My Dashboard Career Plan **Self-Surveys** Careers Education Employment Practice Tests

Learn About Yourself

One of the best ways to explore careers is to understand more about yourself. Answer questions to discover your interests, values, likes and dislikes. Use these tools to discover a career you will enjoy!

CCI Quick Pic Use images to help you find career clusters that match your interests.	Career Cluster Inventory Find out which career clusters match your interests.	Entrepreneurial Assessment See if self-employment is a good fit for you.
IDEAS Identify your interest areas.	Interest Profiler Discover work areas that match your interests.	Learning Styles Survey Identify the ways that you learn best.
Occupation Sort Learn more about your work preferences.	Reality Check Find out how much money you need for the lifestyle you desire.	Workplace Employability Skills Evaluate your employability skills.

MCIS: Occupation Sort

Instructions:

- Time to complete: about 10 to 15 minutes
- Number of items: varies, depending on your factors selected
 - Select factors that are important to you
 - Rank how important each factor is to you
 - Choose the level of each factor you want in a career

MCIS: Occupation Sort

Select 5 factors: click on ? to learn more about what they mean.

Select 5 to 10 Factors	
Advise ?	Artistic ?
Assist and care for others ?	Attention to detail ?
Communicate ?	Design equipment or systems ?
Education and training ?	Enterprising ?
Flexible hours ?	Independence ?
Indoors or outdoors ?	Influence others ?
Job prospects ?	Math or science ?
Organize ?	Physical activity ?

MCIS: Occupation Sort

Rank your factors: Click on them in order

Rank your factors in order of importance and your top five factors will be displayed. 🔊

Rank Your Important Factors 🔊

☆	Flexible hours 🔊
☆	Education and training 🔊
☆	Variety 🔊
☆	Communicate 🔊
☆	Physical activity 🔊

Your Top Five Factors 🔊

1	Flexible hours 🔊	✖
2	Communicate 🔊	✖
Next		

MCIS: Occupation Sort

Evaluate how important those factors are by using the sliding scale and clicking on arrow in upper right hand corner.

1 4

How much do you want independence to be part of a job?

?

A great deal A lot Somewhat A little Hardly ever


















[Sliding scale bar with left and right arrows]

MCIS: Occupation Sort

Review list of occupations that match your preferences:


Careers On Your List

Careers that match your preferences are listed below. Select the chart icon beside the career to see how your preferences match the career requirements. Select the career title to view a complete description.


Careers On Your List		Careers Off Your List	Cluster	Title	Compare	Search For...		
Careers 	Favorite 	Hot Jobs 	STEM 	Education Level 	Wages 			
<input type="checkbox"/> Acupuncturists [info]				5 or More Years	\$93,010			
<input type="checkbox"/> Agricultural Scientists [info]				4 Years	\$65,840			
<input type="checkbox"/> Animal Trainers [info]				4 Months to 1 Year	\$41,630			
<input type="checkbox"/> Anthropologists and Archeologists [info]				5 or More Years	\$69,410			
<input type="checkbox"/> Athletic Trainers [info]				5 or More Years	\$60,620			



MCIS: Occupation Sort

- Click on career title
- Click on video to learn more
- Navigate blue bar at top to get more details

 **Agricultural Scientists**


[Compare](#) [Careers List](#) [Back to Self-Survey](#) [Export PDF](#)



 Favorite Career 


[At a Glance](#) [Job Description](#) [Wages](#) [Employment & Outlook](#) [Education & Training](#) [Personal Qualities](#) [Related Careers](#)

Wages
Above Average




\$65,840

Education & Training



4 Years

Employment Opportunities
Below Average



30 Jobs